



Applying to Anne Arundel Community College

A Virtual Guide for Annapolis High Students



Things are a little different this year...

Usually, AACC staff would be on-site at Annapolis High to help you get started in your college classes. Obviously, things are a little different this year. But you are not alone! Please click through this guide with instructions and helpful tips to help you apply and register for classes at AACC.

At the end of this guide, there are resource pages with contact info for the people who can help you with any problem you may have. Please do not hesitate to reach out to us. We are all working together to navigate this virtual process.

Good luck!

1. Apply online

Apply online at <https://www.aacc.edu/apply-and-register/>

On the right side of the page there is a button that looks like this:



APPLY NOW! >

This will take you to a sign-in page, you must click on “Create Account”



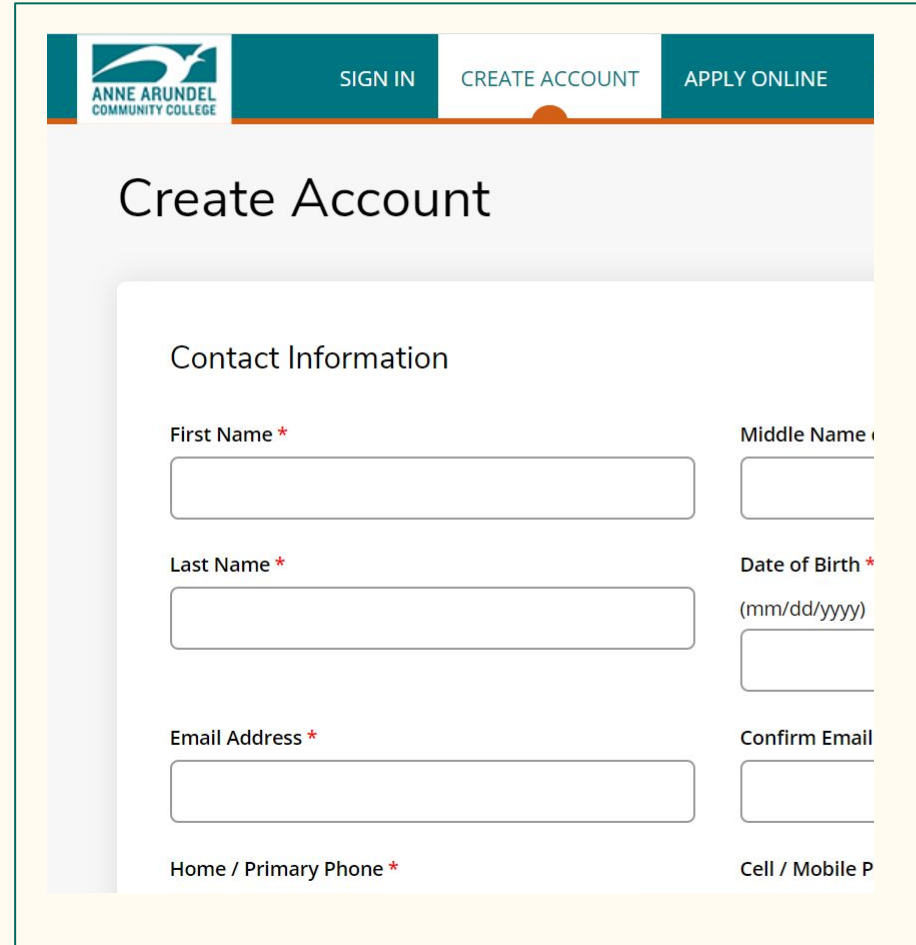
Sign In

[Create Account](#)

Create Your Account

Tips

- Use your whole and correct name, as it will appear on your diploma
- Use your real email address, and prepare to check it frequently for more information
- Use your cell phone number, not your parent's



The screenshot shows the 'Create Account' page for Anne Arundel Community College. At the top, there is a navigation bar with the college logo and three buttons: 'SIGN IN', 'CREATE ACCOUNT', and 'APPLY ONLINE'. The main heading is 'Create Account'. Below this is a form titled 'Contact Information' with the following fields:

Contact Information	
First Name *	Middle Name
<input type="text"/>	<input type="text"/>
Last Name *	Date of Birth *
<input type="text"/>	(mm/dd/yyyy) <input type="text"/>
Email Address *	Confirm Email
<input type="text"/>	<input type="text"/>
Home / Primary Phone *	Cell / Mobile P

Create Your Account

High School

- Type “Annapolis Senior High” in the search bar
- Be sure to select the correct School

This one!



Most Recent High School Attended

Select **Add High School** to list the high school you have attended. If you have attended more than one school, only once.) **Students between the ages of 16 and 24 are required to add their most recent high school.**

High School 1

[- Delete High School](#)

High School

Please search to find your high school:
School Name or City (full or partial)

Country

Search Results

A L Brown Senior High School - 341985
(Kannapolis, North Carolina, United States)

Annapolis Senior High School - 210008
(Annapolis, Maryland, United States)

Create your Account

What is your educational goal?

For more information about associate degrees vs. certificates, [please visit our website](#).

Please choose one of the following...

I plan to earn an associate degree or certificate

I am a visiting student or here for personal enrichment

I am here to take classes while I am a high school student

I am here to study English as a Second Language

I am here for corporate-sponsored training

Your Educational Goal

If you are a Senior, you are probably planning to earn an associate degree or certificate

If you are a Junior, you should select “I am here to take classes while I am a high school student”

Create your Account

If you are unsure about your Degree/Certificate, at the bottom of the drop down list there are “Explore _____” options. Select the one you think it best.

Enrollment Information

Not sure which degree program to choose? Before committing to a major, you can “explore” a Field of Interest. The Explore option introduces you to the different degrees (majors) within one Field of Interest so you can make an informed decision about a major without wasting time or credits. [Visit our website to learn more.](#)

Certain degrees and certificates require background checks prior to enrollment. A graduate's criminal history may prohibit licensure or limit employment opportunities in certain career fields, see the college catalog for more information.

Select your Field of Interest

Select your Degree / Certificate

Select your Academic Term




Your Academic Term
is likely Fall 2020.

Create your Account

Account Information

Password

Confirm Password

I'm not a robot  reCAPTCHA
Privacy - Terms

[Create Account](#)

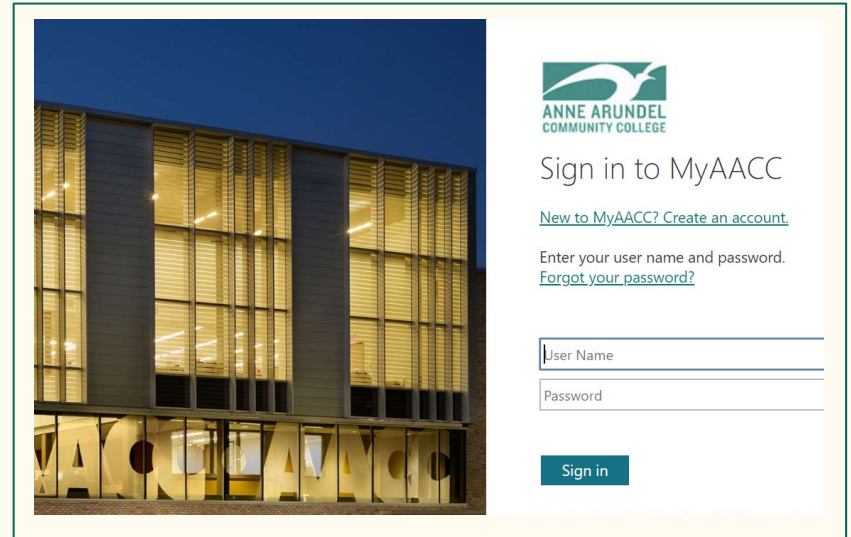
Account Information

- Make sure you remember your password
- Check “I’m not a robot” and the “Create Account” button will become available

2. Open your MyAACC Account

You will receive an email with instructions for opening your MyAACC Account. Do this promptly upon receiving this information, as the link will expire. Check your MyAACC account regularly for updates and communication.

If you need assistance getting into your MyAACC account, call the Technical Call Center at [410-777-4357](tel:410-777-4357).



3. Request your Official Transcripts on



Make sure Anne Arundel Community College is on your list of “Colleges I am applying to” and select “Manage Transcripts”

Naviance | Student

Home Coll Careers About Me My Planner

Colleges I'm applying to

Search for colleges

✓ Your Common App account has been matched.
Your FERPA status is waived. You're ready to apply to colleges using Common App.

Manage Transcripts Application Milestones Compare Me

* = extended profile available

College	Type	Deadline	Expected Difficulty*	Transcripts	Office materials	Submission Type	Application
* Anne Arundel Community College		Other July 31	N/A	no request	Initial materials submitted		Accepted ▾

Show Me How

Transcripts

Click on the add symbol and select “College Application Transcript”

Check “Final” under the type of transcript.

Please note that we cannot send your SAT/ACT scores at this time.

What type of transcript are you requesting?

Initial

Mid year

Final

What additional materials, if any, do you want included?


Unofficial SAT Scores


Unofficial ACT Scores


Where are you sending the transcript/s?

Anne Arundel Community College

Request and Finish

Applications up to date so 

 College Application Transcript

Other Transcript 

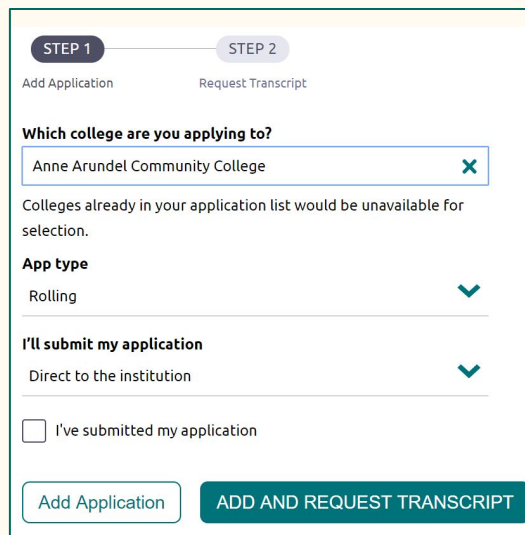
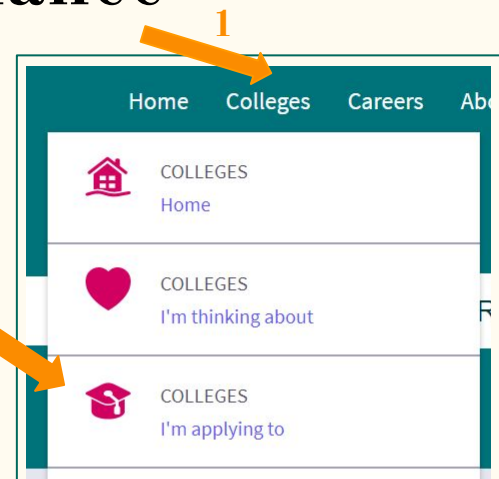
Adding a College to your list in Naviance

At the top right under “Colleges,” Select “Colleges I am applying to”

Click on the add symbol  on the right hand side

Under “Which college are you applying to” type
“Anne Arundel Community College”

Then hit “ADD
AND REQUEST TRANSCRIPT”



A screenshot of the 'Add Application' form. The form is divided into two steps: 'STEP 1 Add Application' and 'STEP 2 Request Transcript'. Under 'STEP 1', there is a search box for 'Which college are you applying to?' containing 'Anne Arundel Community College'. Below the search box, there are two dropdown menus: 'App type' set to 'Rolling' and 'I'll submit my application' set to 'Direct to the institution'. There is also a checkbox for 'I've submitted my application' which is unchecked. At the bottom, there are two buttons: 'Add Application' and 'ADD AND REQUEST TRANSCRIPT'. An orange arrow labeled '3' points to the search box, and another orange arrow labeled '4' points to the 'ADD AND REQUEST TRANSCRIPT' button.

4. Next Steps

- Upon receipt of your transcript, AACC will evaluate you for placement in classes.
 - They may ask you to send them SAT/ACT Scores. You must log into your SAT or ACT account and send them a score report.
 - They may ask you to take the Accuplacer, a placement test.
 - More information about placement and testing can be found [HERE](#)
- If you have not already done so, you should complete your financial aid application ASAP.
 - US Citizens should complete the [FAFSA](#)
 - Citizens of other countries should complete the [MSFAA](#)

Next Steps

- Academic Advisors will be available to help you pick your first classes.
 - Academic Advisors are the college equivalent to School Counselors. They can advise you on what classes you need for your major and what order you should take them in.
 - Think about what else you will be doing when you are taking classes- will you be working? Do you have family responsibilities? Discuss these topics with your Academic Advisor to ensure you make a schedule that will be good for you.
- Registration for the Fall 2020 semester starts on 6/1/2020 and runs until about 2 weeks after classes start in August.
 - You should register for your classes as early as possible, as many commonly required or popular classes will fill up.

Next Steps

- Rising Juniors/Seniors who are doing ECAP need to complete the [ECAP Form](#) and turn it in to AACC when registering for classes.
 - This form entitles you to a discount on tuition.
 - Use your school computer login info to access this auto-filled form.
 - More information about how we will “virtually sign” these forms will be coming soon.
- AACC may hold a Virtual Personal Registration Event for Annapolis High students on 6/11/2020
 - More information will be sent out when available.



Questions for AACC

If you have any questions or concerns and you are a citizen of the United States, please contact:

Brian O'Neil **443-409-5861**
Assistant Director of Admissions

boneil1@aacc.edu

If you are a citizen of another country, please contact:

Emma Thompson **443-456-8840**
Admission Officer

ebthompson@aacc.edu



Questions for AACC

For questions about Financial Aid:

Email финаid@aacc.edu or Text 410-777-1212

For questions about placement and testing:

Email testing-arnold@aacc.edu

For technical problems with your MyAACC Account:

Email helpdesk@aacc.edu or Call 410-777-4357

Questions about Naviance and Transcripts

If you need help accessing your Naviance Account, please contact your school counselor:

If you need help with transcripts, please contact the Registrar:

Lynne Haberstroh
lhaberstroh@aacps.org

Laura Platania lplatania@aacps.org	Department Chair
Gil Schaefer gschaefer@aacps.org	Stefanie Isidoro sisidoro@aacps.org
Davesus Omosun domosun@aacps.org	Neasah Jones nsjones1@aacps.org
Jessica Jackson jajackson1@aacps.org	Kathleen Richburg krichburg@aacps.org



For more information about programs at AACC

[Mechatronics 2020](#), a new program

[Health Sciences](#), including upcoming information sessions

[Explore Fields of Interests](#)

[Job Training and Professional Development](#)- certification programs

[English Language Learning](#)- for you or your family

[Summer 2020 Classes](#) start 5/26

SASP Summer Bridge 2020

AACC's Student Achievement and Success Program is hosting their annual Summer Bridge program online. This program is designed to support students in their transition to college. Student who participate may be able to receive a scholarship!

Find more information [HERE](#)

VIRTUAL BRIDGE TO SUCCESS

SUMMER 2020

JULY 6-24
AACC, Arnold

**VARIED DAILY SCHEDULE
BETWEEN 9 A.M. AND 3 P.M.**

Virtual Bridge to Success is a three-week program designed to prepare you to ease into your new online college experience within an engaging and inclusive environment. Whether you've just finished high school or earned your GED, or are returning after a few years out of school, we are here to help. Our goal is to help you make a smooth transition to college and provide resources to help you be successful.

HOW YOU BENEFIT:

- Attend at no cost
- Introduction to academic expectations and strategies, and support to help you reach your goals
- Learn how to navigate an online course
- Experience both virtual face-to-face and online instruction, and academic support
- Participate in an online community
- Review English and math concepts
- Explore culture through art, educational, social activities and virtual outings
- Explore career fields
- Learn about college resources and services
- Connect with advisors, faculty, peer mentors and students
- Possible incentive scholarship up to \$200 for the fall term
- Possible assistance with technology and basic needs

Space is limited